

HATFIELD BOROUGH COUNCIL

WORKSHOP MEETING

March 5, 2025



MARCH

JASON FERGUSON, PRESIDENT

RICHARD GIRARD, VICE PRESIDENT

LARRY BURNS, COUNCILMEMBER

JAMES FAGAN, COUNCILMEMBER

MICHELLE KROESSER, COUNCILMEMBER

MARY ANNE GIRARD, MAYOR

MALACHI NISBETT, JUNIOR COUNCIL PERSON

JAIME E. SNYDER, BOROUGH MANAGER

CATHERINE M. HARPER, BOROUGH SOLICITOR



Borough of Hatfield

Montgomery County, Pennsylvania

BOROUGH COUNCIL WORKSHOP MEETING

March 5, 2025

AGENDA

CALL TO ORDER / ROLL CALL

1. APPROVAL OF MEETING AGENDA:

Motion: To Approve the Agenda of the March 5, 2025, Workshop Meeting

2. PUBLIC INPUT:

Please rise, state your name and address and reason for addressing Council

3. ANNOUNCEMENTS:

- Next Council Meeting March 19th Regular Meeting at 7:00PM in Council Chambers
- Planning Commission is Scheduled to Meet on Monday, March 24, 2025 at 6:00PM in Council Chambers
- HMHS is Scheduled to Meet Tuesday, March 25, 2025, at 7:00PM at the Hatfield Borough Office, Council Chambers
- HEROC is Scheduled to Meet Wednesday, March 26, 2025, at 8:00AM in Council Chambers
- ZHB is Scheduled to Meet on Wednesday, March 12, 2025, at 7:00PM in Council Chambers for the Rescheduled Hearing on 32 Roosevelt Avenue, the Application of Anacari S, Carreon Vivanco

4. REPORTS FROM STANDING COMMITTEES AND MAYOR:

- Budget, Finance, and Labor Committee Report
- Planning, Building, and Zoning Committee Report
- Public Safety Committee Report
- Public Works & Property and Equipment Committee Report
- Utilities Committee Report
- Hatfield Economic Revitalization Outreach Committee Report
- Mayor Mary Anne Girard Report

401 S. Main Street
P.O. Box 190
Hatfield, PA 19440

Phone:
215-855-0781

Fax:
215-855-2075

Email:
admin@
hatfieldborough.com

Website:
www.hatfieldborough.com

5. REPORTS AND CORRESPONDENCE:

Monthly Investment Report
Monthly EIT / LST Report
Monthly YTD Report
Monthly Zoning Hearing Board Applications
MCPC Steering Committee Report
Barth Consulting, Steve Barth Report
Police Department Report
Fire Department Report
EMS Report
Public Works Department Report
Engineering Report
Zoning Officer, Building Code, Property Maintenance Report
Fire Marshal / Fire Safety Inspection Report
Pool Advisory Report

6. MANAGERS REPORT:

7. NEW BUSINESS / DISCUSSION ITEMS:

A. Resolution 2025-03 Montco 2040 Implementation Grant

8. OLD BUSINESS:

9. ACTION ITEMS:

A. Motion to Approve Resolution 2025-03 Authorizing
Submission of a Grant Application for the 2025 Round of the
Montco 2040 Implementation Grant Program

10. MOTION to ADJOURN: Executive Session: Personnel, Litigation,
Real Estate

2. PUBLIC INPUT:

**Please rise, state your name
and address and reason for
addressing Council**

3. ANNOUNCEMENTS:

- **Next Council Meeting March 19th
Regular Meeting at 7:00PM in Council
Chambers**
- **Planning Commission is Scheduled to
Meet on Monday, March 24, 2025 at
6:00PM in Council Chambers**
- **HMHS is Scheduled to Meet Tuesday,
March 25, 2025, at 7:00PM at the Hatfield
Borough Office, Council Chambers**
- **HEROC is Scheduled to Meet Wednesday,
March 26, 2025, at 8:00AM in Council
Chambers**
- **ZHB is Scheduled to Meet on Wednesday,
March 12, 2025, at 7:00PM in Council
Chambers for the Rescheduled Hearing on
32 Roosevelt Avenue, the Application of
Anacari S, Carreon Vivanco**

4. REPORTS FROM STANDING COMMITTEES AND MAYOR:

- **Budget, Finance, and Labor Committee Report**

4. REPORTS FROM STANDING COMMITTEES AND MAYOR:

- **Planning, Building, and Zoning Committee Report**

4. REPORTS FROM STANDING COMMITTEES AND MAYOR:

- **Public Safety Committee
Report**

4. REPORTS FROM STANDING COMMITTEES AND MAYOR:

- **Public Works & Property and Equipment Committee Report**

4. REPORTS FROM STANDING COMMITTEES AND MAYOR:

- **Utilities Committee Report**

4. REPORTS FROM STANDING COMMITTEES AND MAYOR:

- **Hatfield Economic
Revitalization Outreach
Committee Report**

4. REPORTS FROM STANDING COMMITTEES AND MAYOR:

- **Mayor Mary Anne Girard Report**

**5. REPORTS AND
CORRESPONDENCE:**

Monthly Investment Report

**HATFIELD BOROUGH
CASH ACCOUNTS
January 31, 2025**

OPERATING ACCOUNT	<u>BANK BALANCE</u>	<u>AMOUNT</u>
01 - GENERAL		
Bank Balance	\$135,269.17	
O/S CHECKS		(\$109,143.59)
DIT		0.00
		<u>(\$109,143.59)</u>
07- ELECTRIC		
Bank Balance	\$321,989.86	
O/S CHECKS		\$0.00
DIT		5,734.79
		<u>\$5,734.79</u>
08 - SEWER		
Bank Balance	\$232,266.70	
O/S CHECKS		\$0.00
DIT		\$272.77
		<u>\$272.77</u>
	<u>\$689,525.73</u>	\$272.77
Bank Balance		\$689,525.73
Book Balance		\$586,389.70
18 - CAPITAL PROJECTS SINKING		
		\$576.40
35 - HIGHWAY AID		
		\$63,605.26
HARLEYSVILLE SAVINGS BANK		
Priority Business Savings		\$220,176.03
Priority Business Savings (Loans)		\$330,040.36
TOTAL OF ACCOUNTS		
		\$1,200,787.75
ESSA		
Checking account		\$24,463.24
KEY PRIVATE INVESTMENTS		
1131 CAPITAL RESERVE MANAGED		\$166,028.26
1132 SEWER CAPITAL RESERVE MANAGED		525,456.46
1133 SEWER MANAGED		483,125.96
1134 ELECTRIC FUND MANAGED		1,072,587.18
		<u>\$2,247,197.86</u>
TOTAL OF TD BANK, HSB, ESSA & KEY PRIVATE BANK INVESTMENTS		
		\$3,472,448.85

HATFIELD BOROUGH CAPITAL RESERVE INVESTMENT ACCOUNT SUMMARY

YEAR 2025

2025	Capital Reserve	+/-	% Change	Income	Disbursements	Fees	Total Disbursements	Difference Income/Disbursements
Beginning Balance	\$165,637.50							
January	\$166,028.26	\$390.76	0.24%	\$537.10	(\$537.10)	(\$99.74)	(\$636.84)	(\$99.74)
February								
March								
April								
May								
June								
July								
August								
September								
October								
November								
December								
		\$390.76	0.24%	\$537.10	(\$537.10)	(\$99.74)	(\$636.84)	(\$99.74)

HATFIELD BOROUGH SEWER CAPITAL RESERVE INVESTMENT ACCOUNT SUMMARY

YEAR 2025

2025	Sewer Capital	+/-	% Change	Income	Disbursements	Fees	Total Disbursements	Difference Income/Disbursements
Beginning Balance	\$525,178.20							
January	\$525,456.46	\$278.26	0.05%	\$1,860.76	(\$1,860.76)	(\$316.24)	(\$2,177.00)	(\$316.24)
February								
March								
April								
May								
June								
July								
August								
September								
October								
November								
December								
		\$278.26	0.05%	\$1,860.76	(\$1,860.76)	(\$316.24)	(\$2,177.00)	(\$316.24)

HATFIELD BOROUGH SEWER INVESTMENT ACCOUNT SUMMARY

YEAR 2025

2025	Sewer Managed	+/-	% Change	Income	Disbursements	Fees	Total Disbursements	Difference Income/Disbursements
Beginning Balance	\$483,106.37							
January	\$483,125.96	\$19.59	0.00%	\$1,783.15	(\$1,783.15)	(\$290.91)	(\$2,074.06)	(\$290.91)
February								
March								
April								
May								
June								
July								
August								
September								
October								
November								
December								
TOTALS		\$19.59	0.00%	\$1,783.15	(1,783.15)	(290.91)	(2,074.06)	(290.91)

HATFIELD BOROUGH ELECTRIC INVESTMENT ACCOUNT SUMMARY

YEAR 2024

2025	Electric	+/-	% Change	Income	Disbursements	Fees	Total Disbursements	Difference Income/Disbursements
Beginning Balance	\$1,072,442.29							
January	\$1,072,587.18	\$144.89	0.01%	\$2,132.47	(\$2,132.47)	(\$645.76)	(\$2,778.23)	(\$645.76)
February								
March								
April								
May								
June								
July								
August								
September								
October								
November								
December								
TOTALS		\$144.89	0.01%	\$2,132.47	(\$2,132.47)	(\$645.76)	(\$2,778.23)	(\$645.76)

**Hatfield Borough Total Income & Disbursements
YEAR 2025**

	<u>Gain/(Loss)</u>	<u>Income</u>	<u>Disbursements</u>	<u>Fees</u>	<u>Total Disbursements</u>	<u>Difference Income/Disbursements</u>
Capital Reserve	\$390.76	\$537.10	(\$537.10)	(\$99.74)	(\$636.84)	(\$99.74)
Sewer Capital Reserve	278.26	1,860.76	(1,860.76)	(316.24)	(2,177.00)	(\$316.24)
Sewer Managed	19.59	1,783.15	(1,783.15)	(290.91)	(2,074.06)	(\$290.91)
Electric	144.89	2,132.47	(2,132.47)	(645.76)	(2,778.23)	(\$645.76)
Total	\$833.50	\$6,313.48	(\$6,313.48)	(\$1,352.65)	(\$7,666.13)	(\$1,352.65)

5. REPORTS AND CORRESPONDENCE:

Monthly EIT / LST Report

HATFIELD BOROUGH
Berkheimer Comparative
2020-2025 Earned Income Tax

Month	2025	2024	2023	2022	2021	2020	Month	2025	2024	2023	2022	2021	2020
January	296.24	1,219.01	1,269.46	349.65	897.63	1,605.42	July		613.33	708.62	2,313.69	1,314.93	744.95
	1,266.04	694.79	1,246.16	874.13	1,174.92	868.35			1,070.80	1,023.96	1,298.39	3,976.44	1,223.01
	2,001.51	1,195.55	1,551.37	800.44	1,119.74	998.92			2,186.34	2,690.59	873.81	2,035.02	634.31
	940.71	2,284.30	1,912.97	1,248.17	516.76	2,805.81			1,147.91	1,244.54	1,769.36	1,205.94	2,200.77
	663.17	2,074.88	1,359.06	2,798.24	2,033.58	1,700.01			2,226.86	3,100.86	2,265.33		1,050.49
	1,177.49	1,130.07	2,748.75	1,308.02	637.60	1,175.67			1,461.86		2,145.23		1,067.68
	1,093.67	2,189.04	2,907.77	1,028.54		1,753.74							2,380.30
	2,498.44			3,445.15									2,707.21
	1,169.05			2,941.43									2,733.27
				1,295.00									620.75
													1,381.49
Month Total	11,106.32	10,787.64	12,995.54	16,088.77	6,380.23	10,907.92	Month Total	-	8,707.10	8,768.57	10,665.81	8,532.33	16,744.23
YTD Total	11,106.32	10,787.64	12,995.54	16,088.77	6,380.23	10,907.92	YTD Total	102,827.76	296,524.67	280,214.03	257,175.24	235,461.52	230,792.09
February	4,619.91	2,407.77	4,002.84	1,896.88	1,015.31	2,618.99	August		3,829.36	2,612.45	287.65	558.35	4,689.38
	4,005.19	3,730.10	745.39	3,389.65	1,404.67	1,154.47			816.98	2,966.19	4,102.97	1,052.73	3,713.54
	2,496.46	2,737.88	1,068.20	2,253.01	3,413.92	6,737.26			3,795.83	3,341.65	598.85	2,072.03	943.13
	5,342.16	1,501.01	2,322.17	7,894.07	6,497.09	2,195.49			6,251.92	2,938.53	1,579.27	3,129.20	2,366.86
	6,548.41	3,901.93	2,136.35	3,450.18	2,685.50	1,739.30			8,025.66	12,092.09	796.15	3,391.96	3,342.63
	3,622.47	5,642.56	1,096.05	7,284.23	5,027.63	6,758.94			4,339.03	4,454.86	2,858.40	974.10	4,374.60
	10,353.79	5,514.66	6,451.52	6,401.96	12,077.62	5,019.71			2,792.48	3,949.49	2,999.52	3,656.99	4,402.94
	4,070.41	3,930.82	3,084.17	3,938.27	7,563.81	8,048.59			3,471.68	5,282.08	3,872.55	9,490.48	9,414.71
	3,383.23	6,012.74	2,957.36	9,162.41	12,150.83	5,962.24			3,390.52	4,640.61	2,002.72	4,257.91	6,009.96
	9,750.98	13,136.20	3,474.97	5,285.32	6,064.53	626.35			6,633.63	3,399.11	10,922.42	2,301.14	3,748.13
	4,213.67	5,077.55	6,582.47	2,990.39	4,692.13	3,399.64			3,120.92	3,342.39	3,133.12	3,039.24	4,924.28
	3,405.59	4,732.14	8,598.03	1,792.57	3,249.18	2,867.27			8,384.34	11,590.93	2,890.37	9,084.47	5,107.35
	12,458.33	3,829.76	3,307.50	6,598.77	3,987.61	6,582.96			9,133.52	3,208.11	3,089.07	6,918.54	6,633.39
	6,427.66	7,576.67	4,743.36	6,810.35	8,765.07	5,083.15			7,359.15	3,820.24	3,645.45	6,723.87	6,603.46
	7,514.74	9,851.55	2,607.12	2,690.03	2,068.74	12,700.19			9,538.05	4,954.41	7,891.69	5,651.24	8,446.28
	3,508.44	3,182.40		8,666.29	2,455.14	4,639.66			12,069.04	3,575.43	3,646.00	2,964.63	2,726.28
		3,160.72							189.48	1,794.04	12,713.22	10,120.00	
		2,480.11								9,990.64	3,842.87		
		902.91									3,930.48		
		10,507.77											
		1,427.76											
Month Total	91,721.44	101,245.01	53,177.50	80,504.38	83,118.78	76,134.21	Month Total	-	93,141.59	87,953.25	74,802.77	75,386.88	77,446.92
YTD Total	102,827.76	112,032.65	66,173.04	96,593.15	89,499.01	87,042.13	YTD Total	102,827.76	389,666.26	368,167.28	331,978.01	310,848.40	308,239.01
March		783.83	3,697.59	248.37	1,405.81	495.61	September		603.16	722.77	6,748.05	985.69	772.18
		3,009.96	14,873.64	657.58	2,778.22	712.45			652.51	1,185.50	5,660.63	5,439.47	5,186.01
		2,433.39	10,297.61	1,626.56	6,670.97	4,732.80			1,495.23	1,689.50	1,046.01	4,890.58	4,827.34
		2,436.95	7,124.89	641.62	2,530.21	4,074.50			1,485.68	584.15	3,657.63	2,727.80	2,168.47
		1,239.03	514.00	3,875.06	786.63	2,324.82			4,953.89	3,960.44	3,472.75		712.23
		6,560.01	2,603.71	2,934.35	1,241.80	1,067.87			3,384.45	5,443.79	2,238.47		2,332.14
		1,005.28	6,202.80	3,259.45	3,221.94	2,413.31			8,204.41	8,083.38	1,715.33		
		1,182.47	2,451.97	2,226.26	1,440.49	1,989.90			1,434.53	957.58	2,027.57		
		1,454.31	5,990.71	1,842.27	684.16	788.00				522.81	2,956.02		
		665.28	2,962.04	1,958.44	969.07	2,306.85					1,953.55		
			3,277.81										
			1,399.37										
Month Total	-	20,770.51	61,396.14	19,269.96	21,729.30	20,906.11	Month Total	-	22,213.86	23,149.92	31,476.01	14,043.54	15,998.37
YTD Total	102,827.76	132,803.16	127,569.18	115,863.11	111,228.31	107,948.24	YTD Total	102,827.76	411,880.12	391,317.20	363,454.02	324,891.94	324,237.38

HATFIELD BOROUGH
Berkheimer Comparative
2020-2025 Earned Income Tax

Month	2025	2024	2023	2022	2021	2020	Month	2025	2024	2023	2022	2021	2020
April		1,013.09	509.44	1,870.53	536.24	1,027.46	October		173.87	279.08	1,019.45	2,377.93	609.87
		2,710.09	1,322.59	313.47	806.74	723.41			1,411.08	558.53	624.14	538.51	1,738.74
		693.43	2,000.12	568.00	1,055.19	740.23			1,091.80	967.51	1,451.03	713.11	759.95
		842.73	1,714.05	1,210.64	1,634.74	2,858.30			2,010.96	1,063.05	1,269.68	1,485.07	2,555.52
		1,677.65	2,171.11	1,382.41	2,774.38	1,355.13			1,960.42	2,526.88	1,238.73	1,613.33	1,133.62
		1,585.29	3,157.99	2,075.59	2,051.28	4,655.27			1,292.74	1,204.12	1,850.91	1,191.30	
		2,450.28	923.82	2,151.54	868.91				945.88	2,341.60	1,111.31	2,265.95	
		3,324.64	5,228.72	2,851.71	1,148.07				4,497.46	1,536.04		2,332.25	
		2,531.34		2,427.63					3,366.50	2,452.17		3,735.80	
		933.20		2,194.57									
		3,389.57											
		983.15											
Month Total	-	22,134.46	17,027.84	17,046.09	10,875.55	11,359.80	Month Total	-	16,750.71	12,928.98	8,565.25	16,253.25	6,797.70
YTD Total	102,827.76	154,937.62	144,597.02	132,909.20	122,103.86	119,308.04	YTD Total	102,827.76	428,630.83	404,246.18	372,019.27	341,145.19	331,035.08
May		8,781.46	4,628.44	4,459.17	1,188.18	1,911.19	November		1,265.21	1,121.31	2,783.30	1,336.32	2,777.41
		667.83	4,483.43	1,765.84	3,580.10	2,579.52			2,065.46	3,727.85	2,389.34	2,617.40	1,732.81
		4,664.90	2,466.54	1,748.54	2,678.53	2,859.13			3,804.48	1,395.32	2,560.64	2,526.80	874.72
		4,572.56	1,140.31	2,575.59	4,367.02	2,845.53			2,439.53	3,142.46	2,071.58	2,168.99	4,203.85
		6,751.46	3,207.24	5,949.59	2,494.40	5,645.72			2,061.27	6,252.60	2,420.45	3,060.98	6,702.32
		6,557.56	4,531.82	6,157.15	6,748.51	18,479.47			3,796.67	676.04	6,962.82	2,349.77	7,316.81
		12,616.10	3,725.51	2,148.79	6,484.23	7,738.65			4,659.90	2,480.23	2,738.99	4,210.67	4,442.98
		4,175.13	2,092.75	7,045.81	5,750.03	3,788.42			16,609.47	2,017.77	4,376.47	5,545.46	10,961.95
		3,029.58	2,075.65	3,065.62	4,046.08	2,642.49			7,610.48	4,961.84	3,997.12	3,304.73	4,260.51
		12,617.25	2,928.69	5,923.99	5,506.50	8,941.10			4,180.11	11,981.60	6,450.32	15,209.01	9,768.05
		3,997.18	21,852.25	18,540.07	3,706.88	7,561.21			11,211.08	6,093.69	3,281.06	8,007.43	4,132.62
		2,279.73	6,033.62	6,503.78	3,567.78	2,400.69			4,241.22	2,667.81	4,063.54	2,132.28	2,736.33
		3,559.19	4,481.61	6,660.43	2,235.76	5,726.76			7,640.06	5,827.73	6,912.04	7,163.09	2,172.42
		3,340.52	3,541.50	1,471.61	7,804.52				6,604.54	5,193.78	3,977.28	3,819.24	7,410.22
		6,954.72	5,035.92	7,016.30	4,180.55				6,166.08	10,900.16	1,736.51	3,303.78	5,745.19
		6,477.79	7,383.56	3,351.15	2,707.44				5,185.71	1,965.90	2,920.31	6,288.34	
		5,987.14	2,876.43	3,067.50	1,524.99				1,811.43	2,646.46			
		5,293.94	5,586.13	5,787.70	13,490.65					11,641.83			
		5,872.61	6,421.33	2,709.41						4,646.87			
		1,310.44	6,856.58										
Month Total	-	109,507.09	101,349.31	93,238.63	84,771.56	73,119.88	Month Total	-	91,352.70	89,341.25	59,641.77	73,044.29	75,238.19
YTD Total	102,827.76	264,444.71	245,946.33	226,147.83	206,875.42	192,427.92	YTD Total	102,827.76	519,983.53	493,587.43	431,661.04	414,189.48	406,273.27
June		854.63	2,460.29	749.82	1,854.95	3,220.50	December		638.84	112.68	4,535.30	1,050.17	410.13
		557.79	1,446.48	1,451.89	719.21	577.58			2,112.36	703.08	3,659.25	1,162.50	1,005.12
		1,422.85	761.57	821.85	938.37	590.96			1,632.63	3,765.87	6,066.51	623.74	2,575.16
		2,155.89	1,688.05	779.03	6,367.26	3,746.29			6,338.10	6,484.80	3,291.29	549.87	6,791.38
		2,540.78	3,921.83	922.16	4,549.27	4,143.04			9,357.79	3,877.47	10,873.28	6,957.47	4,079.92
		1,318.03	13,916.30	3,719.00	3,905.34	3,179.13			1,877.24	1,808.60	3,202.02	4,385.64	3,129.30
		4,694.88	1,304.61	2,593.17	1,122.69	2,157.65			579.70	1,813.25	7,231.21	1,974.99	1,123.08
		3,639.27		3,000.31	596.68	3,345.94				287.77	827.51	1,126.54	
		5,003.61		3,194.42		658.85					3,312.80		
		1,185.13		3,129.95							2,178.68		
											5,890.55		
											5,138.18		
											3,132.98		
											510.41		
											286.32		
Month Total	-	23,372.86	25,499.13	20,361.60	20,053.77	21,619.94	Month Total	0.00	22,536.66	18,853.52	60,136.29	17,830.92	19,114.09
YTD Total	102,827.76	287,817.57	271,445.46	246,509.43	226,929.19	214,047.86	Grand Total	102,827.76	542,520.19	512,440.95	491,797.33	432,020.40	425,387.36

HATFIELD BOROUGH
Berkheimer Comparative
2020 - 2025 LST TAX

(Report as of 2/28/2025)

Month	2025	2024	2023	2022	2021	2020	Month	2025	2024	2023	2022	2021	2020
January	246.70		2,756.36	332.14	93.44	168.99	July		596.38		106.14	377.25	27.49
	539.14		1,333.13								537.61	632.68	593.29
												910.77	
Month Total	785.84	0.00	4,089.49	332.14	93.44	168.99	Month Total	-	596.38	-	643.75	1,920.70	620.78
YTD Total	785.84	0.00	4,089.49	332.14	93.44	168.99	YTD Total	6,285.84	33,370.53	32,318.06	24,431.35	21,978.62	19,393.79
February	769.47	1,891.88	1,527.79	1,403.93	436.37	350.79	August		359.63	738.18	820.39	615.85	15.72
	970.14	994.25	530.52	600.29	1,364.20	900.92			1,331.29	835.62	816.85	582.08	1,073.14
	501.66	6,184.99	6,599.42	794.83	4,918.01	500.10			6,732.45	1,573.00	1,041.91	4,919.27	6,412.04
	2,403.31	703.02		5,118.23	1,371.18	611.10			3,548.97	5,418.49	1,610.06	1,707.15	774.35
	855.42	2,034.39		1,417.42	865.50	1,042.25			1,961.73	1,755.89	5,563.93		
		3,446.61			528.58	4,235.56			727.09	575.80	2,346.73		
									645.86				
Month Total	5,500.00	15,255.14	8,657.73	9,334.70	9,483.84	7,640.72	Month Total	-	15,307.02	10,896.98	12,199.87	7,824.35	8,275.25
YTD Total	6,285.84	15,255.14	12,747.22	9,666.84	9,577.28	7,809.71	YTD Total	6,285.84	48,677.55	43,215.04	36,631.22	29,802.97	27,669.04
March		586.68	2,548.99	1,676.71	714.70	1,676.03	September			341.97	12.79	792.30	463.51
			2,754.35	719.06						757.00		285.87	
			677.50										
Month Total	-	586.68	5,980.84	2,395.77	714.70	1,676.03	Month Total	-	-	1,098.97	12.79	1,078.17	463.51
YTD Total	6,285.84	15,841.82	18,728.06	12,062.61	10,291.98	9,485.74	YTD Total	6,285.84	48,677.55	44,314.01	36,644.01	30,881.14	28,132.55
April			12.78	34.39		60.43	October		512.68	616.28		311.77	146.06
			704.28						1,068.96			734.10	634.69
			102.20										53.07
Month Total	-	-	819.26	34.39	-	60.43	Month Total	-	1,581.64	616.28	-	1,045.87	833.82
YTD Total	6,285.84	15,841.82	19,547.32	12,097.00	10,291.98	9,546.17	YTD Total	6,285.84	50,259.19	44,930.29	36,644.01	31,927.01	28,966.37
May		24.84	917.64	302.48	460.51	402.30	November		11.79	477.42	168.78	919.18	1,607.87
		1,473.73	898.99	630.75	1,692.90	1,275.28			774.48	1,807.29	1,869.63	818.70	1,716.84
		1,608.53	6,126.23	1,636.87	517.49	521.37			6,972.16	5,575.60	558.15	1,731.16	4,065.74
		6,315.56	1,529.61	4,688.75	5,320.14	3,739.00			858.90	1,922.44	634.79	4,311.42	827.46
		3,317.12	2,371.80	1,415.42	715.32	2,047.16			2,111.55	544.36	5,849.85		
			1,642.82		7.86	575.37			667.64	1,895.38	1,857.02		
						107.68					1,083.96		
											1,770.42		
Month Total	-	12,739.78	11,844.27	10,317.09	8,714.22	8,668.16	Month Total	-	11,396.52	12,222.49	13,792.60	7,780.46	8,217.91
YTD Total	6,285.84	28,581.60	31,391.59	22,414.09	19,006.20	18,214.33	YTD Total	6,285.84	61,655.71	57,152.78	50,436.61	39,707.47	37,184.28
June		799.16	590.01	141.38	536.24	558.68	December		2,802.74		485.35	1,677.02	13.76
		2,448.29	336.46	521.24	515.48					887.93	769.15	26.53	
		945.10		710.89						25.55	150.32	585.76	
Month Total	-	4,192.55	926.47	1,373.51	1,051.72	558.68	Month Total	-	2,802.74	1,398.83	991.34	2,289.31	13.76
YTD Total	6,285.84	32,774.15	32,318.06	23,787.60	20,057.92	18,773.01	Grand Total	6,285.84	64,458.45	58,551.61	51,427.95	41,996.78	37,198.04

5. REPORTS AND CORRESPONDENCE:

Monthly YTD Report

**Combination of Funds 2025
YTD as of January 31, 2025**

	Revenues	Expenses	Budgeted		Expenses	% Expenses Used
			Revenues	% Revenues Received		
January	\$638,942.30	\$621,566.50	\$11,220,319.97	5.69%	\$11,070,721.93	5.61%
February						
March						
April						
May						
June						
July						
August						
September						
October						
November						
December						
Total	\$638,942.30	\$621,566.50		5.69%		5.61%

**5. REPORTS AND
CORRESPONDENCE:**

**Monthly Zoning Hearing Board
Applications**



BOROUGH OF HATFIELD

401 South Main Street Hatfield, PA 19440

(Phone) 215-855-0781 Ext. 107 (Email) code@hatfieldborough.com

ZONING HEARING BOARD APPLICATION

ALL NEW SUBMISSIONS SHALL INCLUDE:

- o 12 Copies of Application
- o 12 Copies of Plan
- o 12 Copy of Deed for all subject Properties
- o 2 Electronic Copies of all documents provided

ALL SUBMISSIONS MUST BE MADE TO HATFIELD BOROUGH CODES DEPARTMENT. NO PLANS AT ANY TIME OF THE PROCESS WILL BE ACCEPTED WITHOUT FIRST BEING SUBMITTED IN THIS MANNER.

ZHB - 24-003

DATE RECEIVED: 12/17/24

RECEIVED BY: [Signature]

ZHB MTG DATE: _____

FEES PAID: \$500 - CASH

PROPERTY LOCATION:

ADDRESS: 32 Roosevelt Ave, Hatfield, P.A. 19440

TAX PARCEL ID: 09-00-01522-00-8

BLOCK: _____ UNIT: _____

OWNER:

NAME (AS ON DEED): Hermeregildo Carreon, S. Carreon Vivanco Anacari

PHONE: [REDACTED] EMAIL: [REDACTED]

ADDRESS: [REDACTED]

APPLICANT:

NAME: Anacari S. Carreon Vivanco

PHONE: [REDACTED] EMAIL: [REDACTED]

ADDRESS: [REDACTED]

APPLICANT'S ATTORNEY:

NAME: _____

PHONE: _____ EMAIL: _____

ADDRESS: _____



BOROUGH OF HATFIELD

401 South Main Street Hatfield, PA 19440
(Phone) 215-855-0781 Ext. 107 (Email) code@hatfieldborough.com

ZONING HEARING BOARD APPLICATION

CLASSIFICATION OF APPEAL: (check all that apply)

- Request for Variance from Section(s) 27-1402.1 & 27-902.1C(3)
- Request for Special Exception from Section(s) _____
- Appeal from the Zoning Officer's letter dated _____
- Challenge to the validity of ordinance or map _____

PROPOSED USE: ACCESSORY APARTMENT (DETACHED)

CURRENT USE: Single Family Dwelling

SIZE OF PARCEL(S): 11,470 SF # OF LOTS/UNITS PROPOSED: _____

ZONING DISTRICT: R-3 RESIDENTIAL / COMMERCIAL

VARIANCE: State the specific hardship claimed and reason why variance should be granted

SPECIAL EXCEPTION: State the specific legal grounds why the applicant is entitled to the special exception

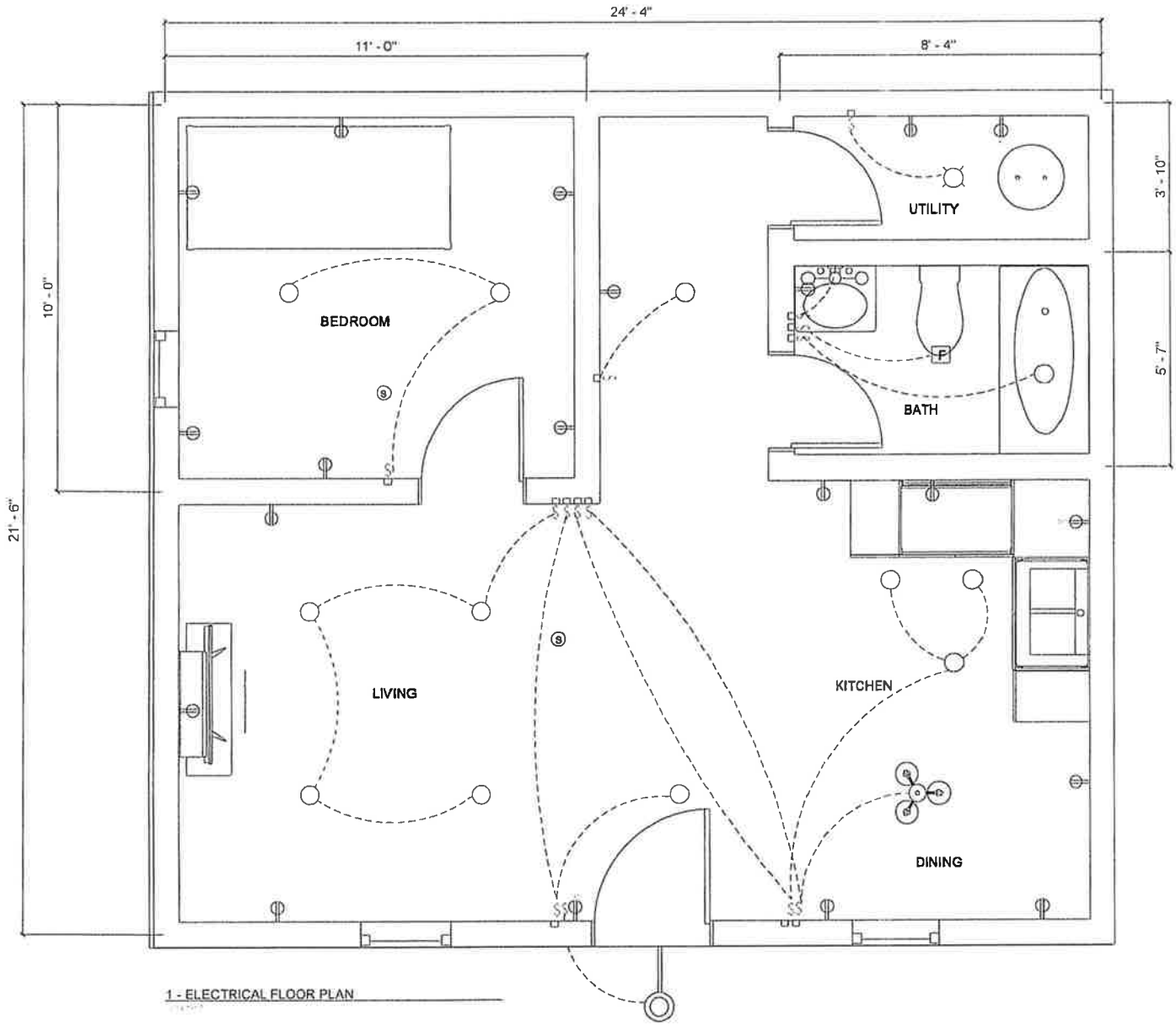
PAST ZONING RELIEF: State any other Zoning Hearings for this property? If what dates and relief granted

I hereby certify that the proposed application and subsequent actions or uses are authorized by the owner. As the owner or authorized representative, I agree to comply with all rules, regulations of Hatfield Borough and agree to be responsible for the payment of all engineering and legal fees associated with this application. I further authorize representatives of Hatfield Borough to enter the subject property in order to verify existing conditions I have examined this application, its requirements and to my knowledge and belief, it is a true, correct and complete application

Anacali Cameron
Owner / Authorized Name

[Signature]
Owner / Authorized Signature

12/13/2024
Date



1 - ELECTRICAL FLOOR PLAN

ELECTRICAL PLAN

LEGEND

	OUTLET
	SWITCH
	FIXTURE
	PANEL

32 ROOSEVELT AVE
HATH ELDT, PA 19440
COVERED GARAGE
PROJECT

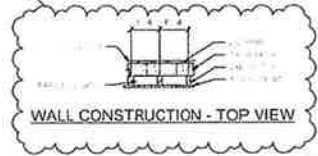
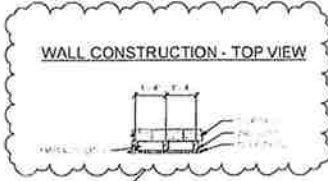
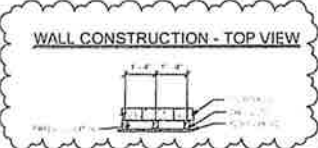
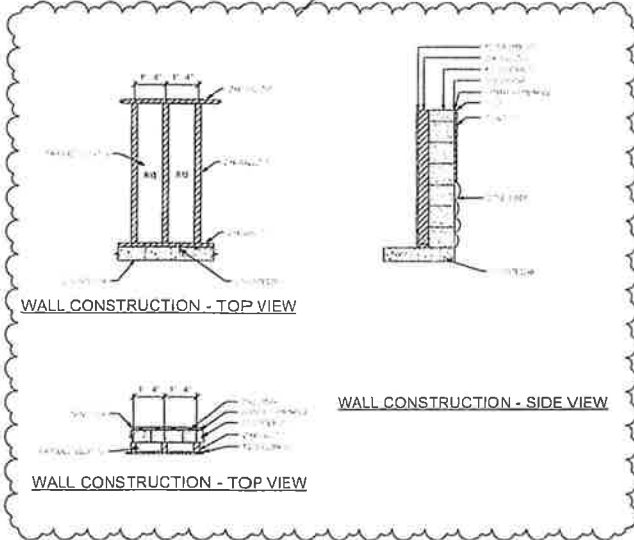
ELECTRICAL FLOOR PLAN

REV	NO	DATE	DESCRIPTION

A102



R-30 FIBERGLASS INSULATION INSTALLED ABOVE CEILING



32 ROOSEVELT AVE
HATHFIELD, PA 19440
**COVERED GARAGE
PROJECT**

WALL CONSTRUCTION

REV	BY	DATE	DESCRIPTION

A103

2024/05/15 10:00 AM
 2024/05/15 10:00 AM

**5. REPORTS AND
CORRESPONDENCE:**

**MCPC Steering Committee
Report**

**Hatfield Borough
Montgomery County Planning Commission
Steering Committee
Monthly Report
February 2025**

1. Chapter Review
 - a) Natural Resources and Parks and Open Space (still taking comments)
 - b) Transportation

2. Community Outreach
 - a) Community Survey
 - b) Public Open House – April 28, 2025

5. REPORTS AND CORRESPONDENCE:

**Barth Consulting, Steve Barth
Report**

**5. REPORTS AND
CORRESPONDENCE:**

Police Department Report

5. REPORTS AND CORRESPONDENCE:

Fire Department Report

Hatfield Volunteer Fire Company No. 1



Hatfield, PA

This report was generated on 3/5/2025 9:00:01 AM Total Calls February: 49, Total Calls 2025: 94

Incident Response Detail EXPANDED for Date Range (Landscape)

Zone(s): All Zones | Start Date: 01/01/2025 | End Date: 02/28/2025

INCIDENT DATE	INCIDENT #	INCIDENT TYPE	ALARM TIME	DISPATCH TIME	ARRIVAL TIME	BACK IN SERVICE
ZONE: Colmar						
01/06/2025	2025-4	571 - Cover assignment, standby, moveup	1/6/2025 14:36:51	1/6/2025 14:37:04	1/6/2025 14:42:55	1/6/2025 15:02:29
01/13/2025	2025-14	571 - Cover assignment, standby, moveup	1/13/2025 16:36:18	1/13/2025 16:36:59		1/13/2025 16:43:26
01/22/2025	2025-29	571 - Cover assignment, standby, moveup	1/22/2025 08:34:59	1/22/2025 08:35:10		1/22/2025 08:41:11
01/28/2025	2025-39	571 - Cover assignment, standby, moveup	1/28/2025 14:56:26	1/28/2025 14:56:40	1/28/2025 15:02:28	1/28/2025 15:15:49
01/30/2025	2025-42	571 - Cover assignment, standby, moveup	1/30/2025 08:32:31	1/30/2025 08:32:47	1/30/2025 08:40:59	1/30/2025 08:44:38
02/05/2025	2025-53	571 - Cover assignment, standby, moveup	2/5/2025 13:11:16	2/5/2025 13:11:58	2/5/2025 13:19:59	2/5/2025 13:22:26
02/10/2025	2025-61	571 - Cover assignment, standby, moveup	2/10/2025 16:44:39	2/10/2025 16:46:39	2/10/2025 16:51:46	2/10/2025 16:58:59
02/11/2025	2025-63	571 - Cover assignment, standby, moveup	2/11/2025 06:01:36	2/11/2025 06:01:58	2/11/2025 06:11:51	2/11/2025 06:23:21
02/17/2025	2025-73	571 - Cover assignment, standby, moveup	2/17/2025 11:47:14	2/17/2025 11:47:38	2/17/2025 11:53:06	2/17/2025 12:09:14
02/17/2025	2025-74	571 - Cover assignment, standby, moveup	2/17/2025 11:53:10	2/17/2025 11:54:30		2/17/2025 11:58:18
02/19/2025	2025-77	571 - Cover assignment, standby, moveup	2/19/2025 12:46:53	2/19/2025 12:49:46	2/19/2025 12:56:24	2/19/2025 13:31:32
02/21/2025	2025-79	571 - Cover assignment, standby, moveup	2/21/2025 15:32:47	2/21/2025 15:33:11		2/21/2025 15:38:33
02/27/2025	2025-93	571 - Cover assignment, standby, moveup	2/27/2025 09:09:36	2/27/2025 09:10:40	2/27/2025 09:16:40	2/27/2025 09:23:58

ZONE: Hatfield Boro

01/03/2025	2025-1	320 - Emergency medical service, other	1/3/2025 04:40:39	1/3/2025 04:40:47	1/3/2025 04:48:37	1/3/2025 05:01:25
01/13/2025	2025-13	463 - Vehicle accident, general cleanup	1/13/2025 11:05:25	1/13/2025 11:05:36	1/13/2025 11:10:01	1/13/2025 11:13:35
01/19/2025	2025-22	463 - Vehicle accident, general cleanup	1/19/2025 08:57:22	1/19/2025 08:57:36	1/19/2025 09:05:21	1/19/2025 09:34:55
01/21/2025	2025-27	321 - EMS call, excluding vehicle accident with injury	1/21/2025 14:00:53	1/21/2025 14:01:09	1/21/2025 14:04:59	1/21/2025 14:31:40
01/22/2025	2025-31	731 - Sprinkler activation due to malfunction	1/22/2025 13:50:49	1/22/2025 13:51:12	1/22/2025 13:52:56	1/22/2025 14:03:22
01/24/2025	2025-35	733 - Smoke detector activation due to malfunction	1/24/2025 19:24:45	1/24/2025 19:25:06	1/24/2025 19:32:00	1/24/2025 19:41:33
02/04/2025	2025-50	116 - Fuel burner/boiler malfunction, fire confined	2/4/2025 03:13:14	2/4/2025 03:13:53	2/4/2025 03:21:10	2/4/2025 04:33:32
02/06/2025	2025-55	733 - Smoke detector activation due to malfunction	2/6/2025 14:38:04	2/6/2025 14:38:15	2/6/2025 14:44:05	2/6/2025 14:48:37
02/09/2025	2025-58	321 - EMS call, excluding vehicle accident with injury	2/9/2025 07:27:33	2/9/2025 07:27:45	2/9/2025 07:36:00	2/9/2025 07:41:10
02/16/2025	2025-68	800 - Severe weather or natural disaster, other	2/16/2025 16:46:43	2/16/2025 16:47:20	2/16/2025 16:55:29	2/16/2025 17:31:21
02/22/2025	2025-80	746 - Carbon monoxide detector activation, no CO	2/22/2025 10:40:43	2/22/2025 10:40:58	2/22/2025 10:51:11	2/22/2025 11:13:31
02/22/2025	2025-81	412 - Gas leak (natural gas or LPG)	2/22/2025 15:46:05	2/22/2025 15:48:00	2/22/2025 15:53:07	
02/24/2025	2025-87	131 - Passenger vehicle fire	2/24/2025 12:27:31	2/24/2025 12:27:48	2/24/2025 12:32:29	2/24/2025 13:04:11

ZONE: Hatfield Township except Colmar

01/04/2025	2025-2	412 - Gas leak (natural gas or LPG)	1/4/2025 11:00:40	1/4/2025 11:00:58	1/4/2025 11:05:18	1/4/2025 11:28:01
01/04/2025	2025-3	113 - Cooking fire, confined to container	1/4/2025 22:52:18	1/4/2025 22:52:30	1/4/2025 22:59:07	1/4/2025 23:56:02
01/07/2025	2025-6	320 - Emergency medical service, other	1/7/2025 08:06:31	1/7/2025 08:07:28	1/7/2025 08:12:37	1/7/2025 08:19:55
01/07/2025	2025-7	111 - Building fire	1/7/2025 10:27:05	1/7/2025 10:27:30	1/7/2025 10:33:52	1/7/2025 12:50:47

Only REVIEWED incidents included. Alarm, Dispatch and Arrival Date/times are earliest recorded for an incident, across all responding apparatus. Back in Service is the Latest recorded for an incident across all responding apparatus

01/10/2025	2025-9	744 - Detector activation, no fire - unintentional	1/10/2025 06:26:08	1/10/2025 06:26:15	1/10/2025 06:32:54	1/10/2025 06:36:57
01/10/2025	2025-11	445 - Arcing, shorted electrical equipment	1/10/2025 22:42:32	1/10/2025 22:42:52	1/10/2025 22:49:53	1/10/2025 23:10:53
01/12/2025	2025-12	743 - Smoke detector activation, no fire - unintentional	1/12/2025 19:05:00	1/12/2025 19:05:10	1/12/2025 19:11:33	1/12/2025 19:11:56
01/15/2025	2025-17	412 - Gas leak (natural gas or LPG)	1/15/2025 19:46:26	1/15/2025 19:47:00	1/15/2025 19:52:36	1/15/2025 20:06:08
01/17/2025	2025-19	463 - Vehicle accident, general cleanup	1/17/2025 05:43:29	1/17/2025 05:43:49	1/17/2025 05:56:41	1/17/2025 06:36:41
01/17/2025	2025-20	731 - Sprinkler activation due to malfunction	1/17/2025 17:02:07	1/17/2025 17:02:17	1/17/2025 17:06:27	1/17/2025 17:15:51
01/17/2025	2025-21	731 - Sprinkler activation due to malfunction	1/17/2025 17:02:24	1/17/2025 17:03:57	1/17/2025 17:11:57	1/17/2025 17:18:10
01/19/2025	2025-24	651 - Smoke scare, odor of smoke	1/19/2025 17:54:48	1/19/2025 17:57:38		1/19/2025 18:14:44
01/20/2025	2025-25	531 - Smoke or odor removal	1/20/2025 01:43:56	1/20/2025 01:44:08	1/20/2025 01:53:17	1/20/2025 02:22:54
01/22/2025	2025-28	531 - Smoke or odor removal	1/22/2025 06:09:35	1/22/2025 06:09:46	1/22/2025 06:16:32	1/22/2025 06:30:05
01/22/2025	2025-30	744 - Detector activation, no fire - unintentional	1/22/2025 13:34:52	1/22/2025 13:36:13	1/22/2025 13:41:40	1/22/2025 13:48:22
01/22/2025	2025-32	744 - Detector activation, no fire - unintentional	1/22/2025 15:20:57	1/22/2025 15:21:06	1/22/2025 15:27:20	1/22/2025 15:33:01
01/24/2025	2025-36	651 - Smoke scare, odor of smoke	1/24/2025 20:14:06	1/24/2025 20:14:28	1/24/2025 20:19:43	1/24/2025 21:01:43
01/25/2025	2025-37	741 - Sprinkler activation, no fire - unintentional	1/25/2025 22:56:24	1/25/2025 22:56:59	1/25/2025 23:07:47	1/25/2025 23:51:01
01/29/2025	2025-40	744 - Detector activation, no fire - unintentional	1/29/2025 13:55:35	1/29/2025 13:55:44	1/29/2025 14:01:43	1/29/2025 14:05:21
01/29/2025	2025-41	531 - Smoke or odor removal	1/29/2025 20:32:09	1/29/2025 20:32:50	1/29/2025 20:39:46	1/29/2025 20:46:47
01/30/2025	2025-43	743 - Smoke detector activation, no fire - unintentional	1/30/2025 09:25:56	1/30/2025 09:27:17	1/30/2025 09:30:04	1/30/2025 09:34:42
01/31/2025	2025-44	731 - Sprinkler activation due to malfunction	1/31/2025 08:06:29	1/31/2025 08:06:51	1/31/2025 08:13:21	1/31/2025 08:20:30
01/31/2025	2025-45	741 - Sprinkler activation, no fire - unintentional	1/31/2025 09:03:39	1/31/2025 09:03:50	1/31/2025 09:09:32	1/31/2025 09:14:11
02/01/2025	2025-46	731 - Sprinkler activation due to malfunction	2/1/2025 04:55:48	2/1/2025 04:56:01	2/1/2025 05:05:42	2/1/2025 05:25:25
02/03/2025	2025-49	531 - Smoke or odor removal	2/3/2025 18:52:25	2/3/2025 18:52:41	2/3/2025 18:58:18	2/3/2025 19:01:52
02/04/2025	2025-51	321 - EMS call, excluding vehicle accident with injury	2/4/2025 14:44:19	2/4/2025 14:44:31		2/4/2025 14:51:45
02/04/2025	2025-52	531 - Smoke or odor removal	2/4/2025 15:53:18	2/4/2025 15:53:30	2/4/2025 16:01:50	2/4/2025 16:07:02
02/07/2025	2025-57	321 - EMS call, excluding vehicle accident with injury	2/7/2025 20:52:29	2/7/2025 20:52:42		2/7/2025 20:58:52
02/10/2025	2025-60	743 - Smoke detector activation, no fire - unintentional	2/10/2025 11:51:34	2/10/2025 11:51:47	2/10/2025 11:58:03	2/10/2025 12:01:41
02/10/2025	2025-62	531 - Smoke or odor removal	2/10/2025 17:49:13	2/10/2025 17:49:26	2/10/2025 17:55:07	2/10/2025 18:16:47
02/12/2025	2025-64	463 - Vehicle accident, general cleanup	2/12/2025 01:34:15	2/12/2025 01:34:59	2/12/2025 01:46:01	2/12/2025 01:53:35
02/16/2025	2025-69	311 - Medical assist, assist EMS crew	2/16/2025 17:29:05	2/16/2025 17:30:16	2/16/2025 17:33:54	2/16/2025 17:45:04
02/16/2025	2025-70	731 - Sprinkler activation due to malfunction	2/16/2025 17:45:44	2/16/2025 17:46:36	2/16/2025 17:50:43	2/16/2025 18:07:31
02/16/2025	2025-71	733 - Smoke detector activation due to malfunction	2/16/2025 17:58:45	2/16/2025 17:59:20	2/16/2025 18:05:20	2/16/2025 19:53:15
02/16/2025	2025-72	424 - Carbon monoxide incident	2/16/2025 20:01:35	2/16/2025 20:02:15	2/16/2025 20:08:06	2/16/2025 21:09:26
02/20/2025	2025-78	412 - Gas leak (natural gas or LPG)	2/20/2025 10:38:10	2/20/2025 10:38:32	2/20/2025 10:46:52	2/20/2025 11:17:10
02/22/2025	2025-82	321 - EMS call, excluding vehicle accident with injury	2/22/2025 17:37:18	2/22/2025 17:37:24	2/22/2025 17:45:34	2/22/2025 18:11:45
02/23/2025	2025-83	741 - Sprinkler activation, no fire - unintentional	2/23/2025 02:29:26	2/23/2025 02:29:40	2/23/2025 02:38:10	2/23/2025 02:52:46
02/24/2025	2025-85	745 - Alarm system activation, no fire - unintentional	2/24/2025 08:55:56	2/24/2025 08:56:08	2/24/2025 09:03:43	2/24/2025 09:06:31
02/24/2025	2025-86	741 - Sprinkler activation, no fire - unintentional	2/24/2025 09:35:16	2/24/2025 09:36:33	2/24/2025 09:40:16	2/24/2025 09:48:31
02/25/2025	2025-89	531 - Smoke or odor removal	2/25/2025 12:13:57	2/25/2025 12:14:18	2/25/2025 12:20:45	2/25/2025 12:36:32

ZONE: Hilltown

01/14/2025	2025-15	571 - Cover assignment, standby, moveup	1/14/2025 19:11:08	1/14/2025 19:11:21	1/14/2025 19:15:51	1/14/2025 19:22:05
01/17/2025	2025-18	571 - Cover assignment, standby, moveup	1/17/2025 00:01:02	1/17/2025 00:01:11		1/17/2025 00:14:02
02/01/2025	2025-47	571 - Cover assignment, standby, moveup	2/1/2025 16:56:08	2/1/2025 17:16:32	2/1/2025 17:35:03	2/1/2025 18:17:20

ZONE: Lansdale

01/07/2025	2025-5	571 - Cover assignment, standby, moveup	1/7/2025 07:53:30	1/7/2025 07:54:19		1/7/2025 07:59:01
01/10/2025	2025-8	571 - Cover assignment, standby, moveup	1/10/2025 00:00:12	1/10/2025 00:05:11		1/10/2025 00:16:06

Only REVIEWED incidents included. Alarm, Dispatch and Arrival Date/times are earliest recorded for an incident, across all responding apparatus. Back in Service is the Latest recorded for an incident across all responding apparatus

01/10/2025	2025-10	571 - Cover assignment, standby, moveup	1/10/2025 10:31:48	1/10/2025 10:42:58	1/10/2025 10:53:39	1/10/2025 11:06:38
02/01/2025	2025-48	571 - Cover assignment, standby, moveup	2/1/2025 23:08:08	2/1/2025 23:09:24		2/1/2025 23:16:32
02/16/2025	2025-67	571 - Cover assignment, standby, moveup	2/16/2025 09:47:23	2/16/2025 09:55:16		2/16/2025 09:57:52
02/27/2025	2025-92	571 - Cover assignment, standby, moveup	2/27/2025 08:25:55	2/27/2025 08:26:35	2/27/2025 08:36:17	2/27/2025 08:51:49

ZONE: Lower Salford

01/15/2025	2025-16	571 - Cover assignment, standby, moveup	1/15/2025 05:39:08	1/15/2025 05:42:17	1/15/2025 05:56:00	1/15/2025 06:00:21
01/24/2025	2025-33	571 - Cover assignment, standby, moveup	1/24/2025 10:05:39	1/24/2025 10:06:12	1/24/2025 10:16:18	
02/09/2025	2025-59	571 - Cover assignment, standby, moveup	2/9/2025 19:12:20	2/9/2025 19:16:35	2/9/2025 19:24:56	2/9/2025 21:58:12
02/14/2025	2025-66	571 - Cover assignment, standby, moveup	2/14/2025 07:04:36	2/14/2025 07:12:11	2/14/2025 07:18:22	2/14/2025 07:35:40
02/23/2025	2025-84	571 - Cover assignment, standby, moveup	2/23/2025 11:08:03	2/23/2025 11:09:32		2/23/2025 11:17:11

ZONE: North Penn

02/17/2025	2025-75	571 - Cover assignment, standby, moveup	2/17/2025 21:42:10	2/18/2025 18:39:51	2/18/2025 19:31:41	2/19/2025 00:52:07
------------	---------	---	--------------------	--------------------	--------------------	--------------------

ZONE: Towamencin

01/20/2025	2025-26	571 - Cover assignment, standby, moveup	1/20/2025 14:06:56	1/20/2025 14:07:24	1/20/2025 14:14:04	1/20/2025 14:18:34
01/24/2025	2025-34	571 - Cover assignment, standby, moveup	1/24/2025 11:06:37	1/24/2025 11:07:03	1/24/2025 11:13:44	1/24/2025 11:18:05
01/28/2025	2025-38	571 - Cover assignment, standby, moveup	1/28/2025 11:39:38	1/28/2025 11:40:40		1/28/2025 11:46:09
02/05/2025	2025-54	571 - Cover assignment, standby, moveup	2/5/2025 18:06:18	2/5/2025 18:07:41		2/5/2025 18:13:18
02/07/2025	2025-56	571 - Cover assignment, standby, moveup	2/7/2025 15:30:18	2/7/2025 15:30:37	2/7/2025 15:41:33	2/7/2025 16:10:15
02/12/2025	2025-65	571 - Cover assignment, standby, moveup	2/12/2025 22:02:53	2/12/2025 22:03:33	2/12/2025 22:13:27	2/12/2025 22:30:29
02/18/2025	2025-76	571 - Cover assignment, standby, moveup	2/18/2025 21:57:56	2/18/2025 21:58:41	2/18/2025 22:09:33	2/18/2025 22:23:59
02/24/2025	2025-88	571 - Cover assignment, standby, moveup	2/24/2025 13:05:21	2/24/2025 13:05:54	2/24/2025 13:10:12	2/24/2025 13:23:28
02/25/2025	2025-90	571 - Cover assignment, standby, moveup	2/25/2025 13:12:11	2/25/2025 13:12:55	2/25/2025 13:19:43	2/25/2025 13:23:09
02/26/2025	2025-91	571 - Cover assignment, standby, moveup	2/26/2025 14:50:03	2/26/2025 14:50:18		2/26/2025 14:57:57
02/28/2025	2025-94	571 - Cover assignment, standby, moveup	2/28/2025 08:35:29	2/28/2025 08:36:04	2/28/2025 08:46:55	2/28/2025 08:57:14

Only REVIEWED incidents included. Alarm, Dispatch and Arrival Date/times are earliest recorded for an incident, across all responding apparatus. Back in Service is the Latest recorded for an incident across all responding apparatus

5. REPORTS AND CORRESPONDENCE:

EMS Report



20
Municipal Responses

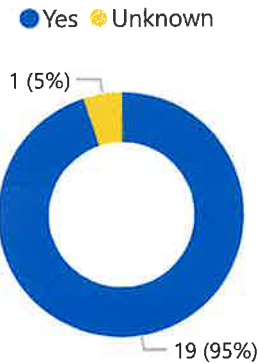
0m 49s
Chute Time

8m 21s
Response Time

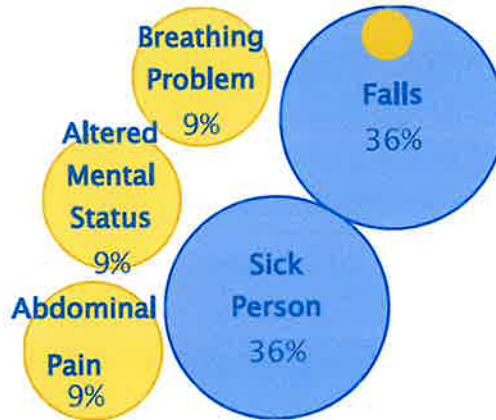
65m 50s
Call Time

100%
Agency On-Status

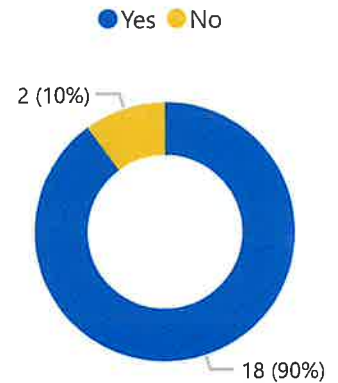
Did the Patient's Condition Improve because of our Care?



Top 5 Call Types



Was the Patient Transported?




Hatfield Borough Critical Response Triad

VMSC emphasizes its review of the Critical Response Triad—cardiac, trauma, and stroke-related calls—because timely intervention in these cases can significantly improve patient outcomes and survival rates.



Where are our calls?



VMSC's January Global Scale



Mental Health | Responded to 40 behavioral health-related calls.



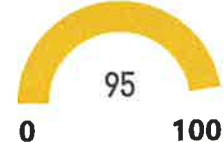
Community Harm | Handled 18 Overdoses, down from 25 last month, resulting in 3 Narcan administrations by EMS. 12 of which were transported to the hospital. Also responded to 15 incidents of causing deliberate injury, down from 21 last month.



Climate | Dispatched to 8 weather related motor vehicle crashes.

Diversity | 41 patients had language barriers. 28 patients were morbidly obese. 27 were in a state of emotional distress. And 14 were developmentally impaired.

January 2025 Patient Satisfaction Rating



"the crew was so nice and helpful to me and my son who was nervous about the ambulance trip to CHOP but they really made him feel safe and less anxious during the trip." 1/27/25

Mutual Aid

VMSC provided mutual aid for 101 calls this period, up from 96, with the most significant contributions to Freedom Valley (33 calls), Ambler (20 calls), and Chal-Brit (23 calls).

Conversely, VMSC received mutual aid 31 times, up from 23, in the areas of Franconia (7 calls), Hatfield (4 calls), Montgomery (7 calls), and Lansdale (5 Calls).

Working Together - Mass Patient Evacuation

On January 24, 2025, at 5:49 AM, emergency services responded to a fire alarm activation at Montgomeryville Skilled Nursing and Rehabilitation Center, caused by a significant water main break. Multiple agencies—including local EMS, fire, police, and county officials—worked together to safely evacuate 142 patients overnight, to healthcare facilities across Southeast Pennsylvania, while still ensuring emergency coverage for the surrounding communities. This operation highlighted the strength of mutual aid partnerships and interagency collaboration. We extend our deepest gratitude to every agency, responder, and transport provider who played a role in this event. Your commitment and teamwork made all the difference in ensuring patient safety and a well-executed operation.




**5. REPORTS AND
CORRESPONDENCE:**

Public Works Department Report

Stephen S. Fickert Jr

Public Works Director/Report for February, 2025



Saturday, February 1, 2025

Sunday, February 2, 2025

- Derik was called in to salt the roads

Monday, February 3, 2025

- Cleared Borough owned sidewalks
- Emptied salt from 57-4
- Washed out 57-4
- Installed No Parking sign on Blaine Ave
- Fixed Stop sign at Broad St & Market St

Tuesday, February 4, 2025

- Fixed flag pole at Borough Hall
- Cleaned out inlet boxes
- Fixed street lights
- Marked PA 1 Calls

Wednesday, February 5, 2025

- Cleaned out inlet boxes
- Changed oil & filters in the tow behind air compressor
- Loaded trucks with salt for possible upcoming storm
- Mounted plows on trucks

Thursday, February 6, 2025

- James was called in to salt the roads at 4:30AM
- Continued to salt until 9:30 AM
- Cleared borough owned sidewalks

Friday, February 7, 2025

- Collected trash from parks & buildings
- Re-loaded trucks with salt
- Loaded V Box on 57-13

Saturday, February 8, 2025

- Ed came in to salt the roads

Sunday, February 9, 2025

Monday, February 10, 2025

- Power washed 57-4
- Salted Borough owned sidewalks
- Worked on sign for the Historic Jail House

Tuesday, February 11, 2025

- Loaded salt on 57-4
- Worked on sign for the Historic Jail House
- Fixed flag pole from Council Chambers
- Derik was called in to salt the roads

Wednesday, February 12, 2025

- Spot salted roads
- Salted parking lots
- Cleared Borough owned sidewalks
- Attended safety training through AMP

Thursday, February 13, 2025

- Emptied salt from 57-4
- Power washed 57-4
- Worked on sign for the Historic Jail House
- Washed & removed plows

Friday, February 14, 2025

- Collected trash from parks & buildings
- Eldon Electric conducted high voltage testing on the bucket truck
- Re-installed sign for Historic Jail House
- Replaced a manhole lid on N Market St
- Ed took ½ day off
- Derik took off

Saturday, February 15, 2025

- James was called in to salt the roads

Sunday, February 16, 2025

- Steve & Ed responded to wires down on W Vine St.
 - Eddie's Electric was called in to disconnect the service to clear the road. See attached outage report
- Steve, James, & Wyatt responded to a power outage on the Vine St Circuit.
 - Carr & Duff was called in, see attached outage report.

Monday, February 17, 2025

- Cleared debris from roadways
- Cleaned up trucks from Sunday's storms
- Fixed street signs from winds

Tuesday, February 18, 2025

- Emptied salt from 57-3
- Power washed 57-3
- Removed tree branch from house service on Blaine Ave

Wednesday, February 19, 2025

- Greased dump trucks
- Picked up electrical rubbers from Eldon after testing
- Reconnected house service at 65 Lambert St

Thursday, February 20, 2025

- Fixed street signs
- Cleaned up sticks in parks
- James was called in after hours to salt the roads

Friday, February 21, 2025

- Spot salted roads
- Cleared snow from Borough owned sidewalks
- Emptied salt from 57-3
- Power washed 57-3

Saturday, February 22, 2025

Sunday, February 23, 2025

Monday, February 24, 2025

- Marked PA 1 call for N Main St
- Collected trash from parks & buildings
- Continued cleaning out inlet boxes

Tuesday, February 25, 2025

- Temporarily removed street signs for sewer work
- Fixed street lights
- Replaced hand hold lid on Wheatfield Circle
- Ed took off

Wednesday, February 26, 2025

- Re-opened alley behind W Broad St
- Received delivery of new manhole frames
- Saw cut Cherry St for upcoming storm sewer repair
- Investigated possible sewer problem on E Lincoln
 - No problem was found

Thursday, February 27, 2025

- Installed signs at Heritage Park
- Replaced deteriorated inlet grate
- Carr & Duff was called in to remove a tree branch on Poplar St
- Cleaned up PW shop

Friday, February 28, 2025

- Removed salt spreader from 57-4
- Televised sewer laterals on N Main St for contractor

Hatfield Borough Council

From: Stephen S. Fickert

Subject: Work accomplished during the month of February, 2025

Parks Maintenance - Trash was collected at parks & buildings as needed. Installed signs along pond at Heritage Park. Cleaned up branches from wind storm.

Electric Department- Fixed street lights. Worked with Eddie's Electric and Carr & Duff clearing wires and trees from wind storm. Eldon Electric conducted a high voltage test on the bucket truck and rubber goods. Replaced hand hold lids in Heather Meadows. Carr & Duff was called to remove a tree branch on the primary wires on Poplar St.

Equipment Maintenance - Washed & greased trucks as needed following winter storms.

Street Maintenance - Inlets were cleaned as needed. Marked out PA-1 calls. Replaced/fixed street signs as needed. Salted streets as needed. Cleared debris from roadways from wind storm.

Building Maintenance - Fixed flagpole at administration building.

Storm/Sanitary Sewer Department - Started cleaning out inlet boxes. Replaced a cracked manhole lid on N Market St. Televised sewer laterals for the contractor on N Main St.

DATE: 2/16/2025

POWER OFF: 4:46PM

POWER ON: --:--

PROPERTIES AFFECTED: 501 W Vine St

EMPLOYEES RESPONDING: Steve & Ed

CONTRACTOR CALLED: Eddie's Electric

TIME: 4:54 PM

ARRIVED: 5:38 PM

CAUSE OF OUTAGE: A tree fell over from the winds and took down the electrical service. Wires were still attached at the pole and crossing W Vine Street.

REPAIRS MADE: Cut the wires at the pole and cleared the street.

Additional Notes: Property remains without power due to significant damage from the tree.

DATE: 2/16/2025

POWER OFF: 7:53PM

POWER ON: 10:33PM

PROPERTIES AFFECTED: Vine St Circuit

EMPLOYEES RESPONDING: Steve, James, & Wyatt

CONTRACTOR CALLED: Carr & Duff

TIME: 7:54PM

ARRIVED: 9:20PM

CAUSE OF OUTAGE: Pine tree on Lambert St fell over due to winds and crossed phases on the primary wires tripping the recloser.

REPAIRS MADE: Cut tree off the wires, re-attached service for 61 Lambert St.

Additional Notes: 65 Lambert Street remained without power due to unsafe electrical conditions related to damaged service cables and meter pans.



5. REPORTS AND CORRESPONDENCE:

Engineering Report

Memorandum



To: Ms. Jaime E. Snyder, Manager, Hatfield Borough

Cc: Ms. Katie Vlahos, Assistant to the Manager, Hatfield Borough
Mr. Steve Fickert, Public Works Director, Hatfield Borough
Ms. Kate Harper, Borough Solicitor
Hatfield Borough Council

From: Chad E. Camburn, P.E.

Date: February 26, 2025

Re: March 2025 Engineering Report

The following is a highlighted list of current projects and recent engineering activities:

CAPITAL IMPROVEMENT PROJECTS:

- **Broad Street Storm Sewer & N. Main Street Storm and Sanitary Sewer Improvements**
The project will replace the entire storm sewer system in West and East Broad Street and North Main Street, deteriorated CMP through private properties, and the entire sanitary sewer system in North Main Street. Substantial Completion is due by June 28, 2025, and the work must be Ready for Final Payment by August 12, 2025.

All storm sewer replacement in W. Broad Street has been completed including approximately 2,900 LF of storm sewer, 23 structures, and streambank stabilization. Construction on the sanitary sewer in N. Main Street is expected to begin the last week in February. Test digs will also be performed in E. Broad Street to identify the exact location and depth of the gas main, which we believe may be located directly on top of the storm sewer. Payments 3 and 4 have been approved, and we are working on the grant reimbursement applications for work associated with those payments.

SUBDIVISION / LAND DEVELOPMENT / PERMITS:

- **Bennetts Court (Prestige Building Partners Townhomes)**

The application proposes the construction of 18 townhouse units in three buildings taking access off a new cul-de-sac street, partially comprising an area of undedicated E. Broad Street.

Storm sewer videos are currently under review. Reviews of the Stormwater basins, ADA ramps, and Utility As-built Plans were issued on November 11, 2024. Revised / additional information must be provided, and minor site improvements may be necessary to address the current conditions. We are currently awaiting a response from the developer.

- **Hatfield Walk (23 N. Main St. Townhomes)**

The application proposes the construction of 8 townhouse units in two buildings taking access off North Main Street. An existing dwelling will be demolished, and two properties will be combined.

Our latest review letter was issued on November 11, 2024, and we are currently awaiting revised plans and design documents to address our comments. Our first review of the draft Sewage Planning application documents was issued on February 12, 2025. Once the Planning Module application package is deemed to be complete, it will be placed on a Borough Council meeting agenda for approval of the Resolution and submission to the PaDEP. Preliminary/Final Plan Approval was granted with conditions at the February 19, 2025 Borough Council meeting.

- **Didden Greenhouses Land Development**

The application proposes to construct 121,525 sf of new greenhouses, associated parking lot, and stormwater management facilities on an 18-acre tract in Hatfield Township and Hatfield Borough. The new structures and parking lot are proposed primarily within the Township, while the stormwater basin and access driveway to W. Vine Street are proposed within the Borough.

No change from Previous Report - Our latest review letter was issued on February 21, 2024. Zoning relief will be required for encroachments into the Floodplain Conservation District and Riparian Corridor District. At its meeting on March 25, 2024, the Planning Commission voted to recommend Preliminary Approval with certain conditions.

SANITARY:

- **We continued working on the annual Chapter 94 Report for submission to the HTMA and PaDEP. The Report will be completed and issued the first week of March.**

MISCELLANEOUS:

- **A meeting was held with Borough staff on February 18 to discuss current and future projects.**
- **We are continuing development of options for the pond next to the Heather Meadows community. The pond continues to drain without a steady source of water.**

As always, if you have any questions or comments, or if we can be of any further service, please feel free to contact me directly at [REDACTED]

5. REPORTS AND CORRESPONDENCE:

**Zoning Officer, Building Code,
Property Maintenance Report**

Code, Zoning and Fire Safety Report – February 2025

Fire Inspections

2025 Fire Inspections are being notified for fees and inspection scheduling is underway.

Rental Inspections

Rental registrations are being received and logged. Inspections are beginning to get scheduled.

Resale Inspections (3 Total)

- (2) Use and Occupancy Certification issued
- (1) Conditional Use and Occupancy Certification issued
- (0) Failed Inspections (not issued)

Permits (7 Total Processed)

- (2) Roofing
- (1) Deck
- (1) Electrical
- (2) Sewer Lateral
- (1) Water heater

Notice of Violations (2 Total new)

- S Main St – exterior debris and rubbish (Second notice)
- S Main St – exterior debris and rubbish (Second notice)

Non-Traffic Citations (0 Total New)

Zoning Hearing Board Applications: (0 Total New)

Submitted by,
Robert J. Heil
Code & Zoning Enforcement




**5. REPORTS AND
CORRESPONDENCE:**

**Fire Marshal / Fire Safety
Inspection Report**

**5. REPORTS AND
CORRESPONDENCE:**

Pool Advisory Report



Hatfield Pool Advisory Board

Tuesday January 14, 2025

Members Present: Katelyn Farrall, Jen Ahern, Sandie Musoleno, Becky McHenry, Denise Baker, Owen Silcox

HAC Staff: Jon Taylor, Gianna via Zoom

Township Representatives: Jerry Andres

Call to Order: Meeting was called to order at 7:00 pm by Sandie

Approval of Minutes: Motioned first by Becky and second by Jen

Citizens Comments:

- None

Agenda Items:

1- Leadership Interview and Leadership Structure Updates

- 3 Assistant Managers applied
 - Alicia is front desk manager, then has indoor supervisors and head front desk
 - Ashlynn will be head of swim lessons
 - Emily/Trae will be life guard/attendant managers, then outdoor supervisors then head guards
 1. If Emily and Trae both not there, Ashlynn will fill in
 - Currently looking for snack bar manager
 - Maura is head of Swim Team
- Leadership Interviews
 - Emailed early Dec for Leadership Roles
 - 6 days of interviews, higher turnout
 - Decisions to be made by end of month

2- North Penn Pool Usage Update

- They asked to accommodate all lessons through November
- Looked at all sides to situation, concerned about colder temps
- Offer pending to have Water Polo Early Morning Practice
- Once Dog-o-palooza happens, the season is done

3- Rehiring/New Hires

- Giana helping
- Good Lifeguard Numbers:
 - 49 confirmed
 - Average 16-17 a shift
- 15 attendants
- 13 Front Desk
- 8 Operations
- 8 Snack Bar
- Applications open in Feb, Interviews end of Feb, Wed Nights 6-9pm

4- Swim Lessons

- Ashlynn to head
- 4 weeks, 4 days each M-Th
- Website up by Feb, Sign Up Genius Link

5- Financials

- Budget Finalized
- Evening Daily Rate added to entice people, 4-8pm

Other business

- 2 New Fill Stations to be installed, replacing current water fountains

Next Meeting: February 11 @ Township Building

Adjournment: 7:44 pm, Motioned First by Jen, second by Denise

6. MANAGERS REPORT:

Borough of Hatfield

Montgomery County, Pennsylvania



MANAGER'S REPORT General Report and Projects Update

1. Land Use & Development Updates:

- A. Edinbrough Square Subdivision
 - Maintenance Bond in place
- B. Bennetts Court Land Development
 - Paving & Final Improvements
 - Settlements Occurring
 - Escrow Release No. 1 Sitework Approved
- C. 43 Roosevelt Land Development
 - Developers Agreement
 - Stormwater Management Agreement
- D. SEPTA Property
 - Long-Term Lease Agreement – Approved 6/14/2023
- E. 200 N. Main Street (Biblical Seminary)
 - Sketch Plan Submitted
 - Applying for Tax Credits for Project
 - Received Grant for the Development
 - Looking at Zoning Extension – received 8/10/23
 - Updated Letter of Support for Tax Credits – 10/29/24
 - Updated “Will Serve” Letters Issued
- F. 23 N. Main Street
 - ZHB Approved with Conditions 4/24/24
 - LD Resolution Approved 2/19/25

2. Utility Billing Update:

- Staff continues to monitor Electric & Sewer Past Due accounts.
- Email billing is available for Electric & Sewer Accounts. Please contact the Utilities Department if you are interested in signing up.
 - *Details were in the Spring Borough Informer, on the Borough website, and on the back of all utility bills.
- The Electric Customer Portal has been updated. The Portal was restructured with customer input to make it more user-friendly. An updated user guide is available when opening the portal to assist with re-registration. The portal can be accessed from the Borough Website.
- <https://hatf-pa-web.ampppartners.org/index.php>
- Please register exactly as it appears on your current billing. Example SMITH, JOHN E.
- Eclectic Rate Increase Information / PJM Information Posted

3. 2024 Project Updates:

- A. W. Broad Street, E. Broad Street, N. Market H2O / PA Small Water Storm and Sanitary Sewer Utility Replacement Project

401 S. Main Street
P.O. Box 190
Hatfield, PA 19440

Phone:
215-855-0781

Fax:
215-855-2075

Email:
admin@
hatfieldborough.com

Website:
www.hatfieldborough.com

- Project Started: NPWA Main Work
 - Detour Rote in Place
 - Borrowing Secured
 - <https://www.hatfieldborough.com/information/utility-replacement-project/>
 - Payment App. No. 4 Approved 2/19/25
- B. MTF / CTP Crosswalk Grants (after Utility Replacement Project)
- HOP Application - realign crosswalk to the intersection
 - Coordination with Strom and Sanitary H2O / PA Small Water Grant Project - working with Engineer
 - Grant Extension Letter Filed on 2/27/25
- C. Stormwater Feasibility Study Grant with HT (Local Share Funds)
- Met on 2/18/25 to discuss potential projects

4. **2025 Project Updates:**

A. 2025 Roadway Resurfacing Project – N. Main Street

5. **PMEA Update:**

6. **Public Information Officer Update:**

7. **Items of Interest:**

- PMEA Washington D.C.

Respectfully Submitted,
 Jaime E. Snyder, Borough Manager
 March 5, 2025



Save these Dates!

PMEA Spring Superintendents/ Foremen Meeting
April 10 & 11, 2025 @ The Nittany Lion Inn, State College
Registration closing soon

PMEA Reception – June 2, 2025
@ PSAB Conference, Cocoa 4&5, Hershey Lodge
Details coming soon – Reception begins @ 5:00 pm

PMEA 2025 Annual Conference – September 3 – 5, 2025
Omni Bedford Springs, Bedford

PMEA Business Workshop
– September 3, 2025 @ Omni Bedford Springs, Bedford

2025 Training for Line Crews –
Registration will open prior to each course

URD/ Splicing
March 20 & 21 - Grove City
March 24 & 25 - Chambersburg
March 26 & 27 - Lansdale

Job Briefings & Analysis
August 7 & 8 - Grove City
August 11 & 12 - Chambersburg
August 13 & 14 - Lansdale

Metering
May 12 & 13 - Grove City
May 19 & 20 - Chambersburg
May 21 & 22 - Lansdale

Team Building
October 16 & 17 - Grove City
October 20 & 21 - Chambersburg
October 22 & 23 - Lansdale

PJM Agrees to Lower Price Cap for Capacity Auctions

The 1,700-MW coal-fired Keystone power plant near Shelocta, Pa. The PJM Interconnection will set a price cap and price floor for its next two capacity auctions under an agreement reached on Jan. 28, 2025, with Pennsylvania Gov. Josh Shapiro.

The PJM Interconnection will move to set a price cap and price floor for its next two capacity auctions under an agreement reached with Pennsylvania Gov. Josh Shapiro.

PJM plans to set a \$325/MW-day price cap and a \$175/MW-day floor for its 2026/27 and 2027/28 delivery year capacity auctions, according to a notice PJM sent to its members. The next base capacity auction is set to be held in July.

"The governor worked with PJM to significantly lower the capacity auction price cap — from over \$500/Megawatt-day to \$325/MW-day — averting a runaway auction price that would have unnecessarily increased energy bills," Shapiro said in a press release. The price cap could save PJM consumers \$21 billion over two years, according to Shapiro.



(continued on next page)

PJM Price Cap (continued)

If approved, the planned price cap/floor would settle a complaint Shapiro filed in December at the Federal Energy Regulatory Commission on behalf of Pennsylvania. In part, Shapiro argued there is not enough time for generators to respond to high-capacity prices, so consumers would not benefit from the high prices.

The complaint was supported by governors from Delaware, Illinois, Maryland, and New Jersey, nine state utility commissions, ratepayer advocates and others, according to filings at FERC. Constellation Energy Generation, the Electric Power Supply Association and the PJM Power Providers Group opposed it.

PJM's last capacity auction, held in July, produced record high-capacity prices that will cost ratepayers across the grid operator's footprint \$14.7 billion for the delivery year that begins in June, up from \$2.2 billion in the previous auction.

Capacity prices for most of PJM soared to \$269.92/MW-day, up from \$28.92/MW-day in the previous auction. Prices hit zonal caps of \$466.35/MW-day for the Baltimore Gas and Electric zone in Maryland, and \$444.26/MW-day for the Dominion zone in Virginia and North Carolina.

Those results triggered a series of actions, including a complaint by ratepayer advocates and proposals from PJM to change elements of its capacity auction and measures to help bring power supplies online.

The price cap/floor agreement is subject to review by PJM stakeholders and its board. PJM plans to hold a Special Members Committee meeting on Feb. 7**, where the grid operator's staff can give guidance on how the proposed cap/floor mechanism could be implemented, according to the notice.

PJM said that in order to keep its "approximate" capacity auction schedule, the grid operator would propose the cap and floor mechanism through a Federal Power Act section 205 filing at FERC.

Evergreen Action, an advocacy group focused on climate policy, said the price cap/floor agreement was a boon for consumers, but PJM needs to do more. "PJM needs to undertake major reforms to address its current interconnection crisis and get on with the important business of rapidly connecting cheaper, affordable clean energy to the grid so we actively address the energy cost and demand crisis," Evergreen Action Deputy State Policy Director Julia Kortrey said in a press release.

**Note: The Members Committee of PJM was presented with the cap/ floor plan and were divided during the discussion. But this is a decision that rests with the PJM board and would be part of the Section 205 filing (that has not been completed yet).

Reprinted, in part, from Utility Dive, January 29, 2025. By: Ethan Howland, Senior Reporter.

Governor Shapiro's Energy Plan

On January 30, just days before his budget address, the Governor announced "The Lightning Plan: A Bold, All-of-the-Above Energy Plan". Below are excerpts from the Governor's announcement followed by a look at its prospects for action in the state legislature.

Governor Shapiro's plan will supercharge energy development in the Commonwealth and help energy projects get built and approved faster than ever before through several strategic initiatives:



- **RESET Board:** Pennsylvania needs to streamline the process for building energy projects. Currently, Pennsylvania is one of only 12 states without a state entity to handle siting decisions for key energy projects. The Governor is proposing the Pennsylvania Reliable Energy Siting and Electric Transition (RESET) Board to speed up permitting, reduce red tape, and support the next generation of energy projects in the state.
- **EDGE Tax Credit:** The Pennsylvania Economic Development for a Growing Economy (PA EDGE) Tax Credit Program, established in 2022, has not been used, leaving billions in potential economic development untapped. The Governor's proposed 2025-26 budget will include key tax credit modifications to revamp the program, including:
 - **Reliable Energy Investment Credit:** Up to \$100 million per facility for three years, focused on adding reliable energy sources to the grid.
 - **Regional Clean Hydrogen Tax Credit:** Up to \$49 million annually for regional hydrogen projects, with lower thresholds to qualify.

(continued on next page)

Governor's Energy Plan (continued)

- **Sustainable Aviation Fuel:** Up to \$15 million per year for a taxpayer who makes a \$250 million capital investment and creates four hundred jobs at a facility to produce sustainable aviation fuel (SAF), like the CNX and KeyState Energy collaboration at Pittsburgh International Airport.
- **PACER (Pennsylvania Climate Emissions Reduction Act):** PACER would establish a cap-and-invest program to set Pennsylvania's carbon limit and invest in reducing electricity costs. Under PACER, 70 percent of the revenue generated would be returned to Pennsylvanians as rebates on their electric bills.
- **PRESS (Pennsylvania Reliable Energy Sustainability Standard):** PRESS would modernize Pennsylvania's outdated energy standards, incentivizing innovation in nuclear and renewable energy, including battery storage, to remain competitive with other states.
- **Lowering Energy Costs for Rural Communities:** The Governor's proposed 2025-26 budget introduces "Community Energy," a proposal that helps rural communities, farmers, and low-income Pennsylvanians jointly share energy resources to lower costs. For example, farmers could use methane digesters to produce energy for their farms, reducing reliance on utility companies and lowering their energy prices.
- **Rebates to Reduce Household Energy Costs:** In addition to these initiatives and reimagining the PA EDGE tax credit programs, Pennsylvania must reform Act 129, the law that provides rebates and incentives to buy new energy efficient appliances and other ways to reduce electricity needs over time — which in turn, leads to lower electricity prices. The Governor's proposal will update these energy efficiency standards for the first time in two decades.

But the Governor's proposal is likely to face opposition in the state legislature. According to news reports, while there is a desire to lower energy costs among many in the legislature there is not a clear agreement on solutions. The Governor's PACER and PRESS proposals were introduced last session in the General Assembly but saw no movement. Republican Senator Gene Yaw unveiled his own proposal meant to stabilize the power grid as the transition from fossil fuels to wind and solar power leaves it vulnerable to failure. "Since 2019, there have been no new investments in baseload electric generation in Pennsylvania," he said. "To maintain our position as the energy powerhouse of the mid-Atlantic and meet growing energy demands, we need to be investing in new generation capacity now."

Yaw, chairman of the Senate Environmental Resources and Energy Committee, has also led efforts to invalidate the regulations — currently mired in the governor's lawsuit — that would allow Pennsylvania to join the regional carbon tax program, as well as create hydrogen hubs and a framework for carbon capture and sequestration. "The questionable agreements and feel-good programs being considered as part of the governor's energy plan are nothing but a Band-Aid for a broken bone," he said on social media. "Until he abandons RGGI, it is difficult to take seriously any statement claiming he wants to ease the power deficit PA is facing."

Sources: Governor's press release on *The Lightning Plan* and various local and national news articles.

PMEA Visits Capitol Hill & Meet with PA Congressional Members



PMEA members visited Capitol Hill in Washington, DC to meet with members and staff of the PA Congressional delegation. The meetings were in conjunction with the APPA (American Public Power Association) Legislative Rally. Participating in the meetings were: Jeffrey Stonehill, Chambersburg; Andy Krauss, Lansdale; Jaime Snyder, Hatfield; Robert O'Donnell, Quakertown and Bruce Haws, Ephrata. Joining the board were

Allen Coffman, Council President in Chambersburg and PMEA Executive Director Diane Bosak.

The group met with six House members and both Senators and focused much of the discussion of priority issues on PJM and the failings of the current process. Other topics included preservation of tax-exempt bonds, training for line crew, and retaining local control over pole attachments. Some Congressional offices were well aware of the PJM issues and others were appreciative of the information and interested in assisting with pursuing viable solutions.



FERC Orders Action on Co-Location Issues Related to Data Centers

FERC voted unanimously on February 20 to launch a review of issues associated with the co-location of large loads such as AI-enabled data centers at generating facilities in PJM, including whether the PJM tariff needs to establish rules to create clarity while ensuring grid reliability and fair costs to consumers. The Commission's inquiry is initially focused on PJM, the nation's largest grid operator, because of the number of proceedings arising in PJM from co-location of generators with large load customers such as data centers.

"Co-location arrangements are a fairly new phenomenon that entail huge ramifications for grid reliability and consumer costs," Chairman Christie said. "Given these ramifications, the Commission truly needs to 'get it right' when it comes to evaluating co-location issues."

The Commission finds that PJM's tariff does not appear to sufficiently address the rates, terms and conditions of service that apply to co-location arrangements. The absence of this information may leave generators and load unable to determine what steps they can take to set up co-location arrangements of various configurations, and how to do so in an acceptable way.

The show cause order directs PJM and the PJM Transmission Owners to, within 30 days, tell the Commission why the PJM tariff remains just and reasonable or, alternatively, what changes to the PJM tariff would remedy the Commission's identified concerns.

Source: FERC website, www.ferc.gov.

Fallen Lineman Golf Tournament

The Fourth Annual PA/NJ Fallen Linemen Golf Tournament is scheduled for Thursday, May 15. The shotgun start is set for 8:00 am or 1:30 pm at the Golden Oaks Golf Course, 10 Stonehedge Drive, Fleetwood, PA.



Net proceeds from the tournament will be used to support linemen and their families in the event of injury while working on the job. For more information and to register, go to the registration site at <https://fallenlinemenfoundation.com/pa-nj-fallen-linemen-foundation-golf-tournament/>

Associate Member Spotlight



Altec Industries: Altec is a family-owned US-based company founded almost one hundred years ago. They are the premier supplier of electrical utility equipment, offering digger derricks, bucket trucks, service bodies, as well as overhead and underground pulling equipment for both sale, lease, and rental. Altec also supports their customers with a vast service network consisting

of both shop and mobile service across the entire country. For more information, please visit www.altec.com or contact Stephen at Stephen.Bytof@Altec.com.

Power Course Available

PMEA's Public Power Governance 101 educational video is available to all member municipalities. The course is designed for elected officials and staff in Pennsylvania's 35 public power communities. This comprehensive module offers invaluable insights into the management and operation of municipal electric systems.

PUBLIC POWER
GOVERNANCE 101



Individuals completing the course may request a certificate of completion from PMEA. If you are interested in viewing the course, please contact Diane Bosak (bosak@papublicpower.org) at the PMEA office, for a private link to the video.

Share Your News....

Please share with us your exciting new projects, photos, personnel updates, and any other news! Your submissions should be sent to bosak@papublicpower.org at any time and we will use them in upcoming editions. We also welcome your suggestions for topics of interest for our newsletters.

**7. NEW BUSINESS /
DISCUSSION ITEMS:**

**A. Resolution 2025-03 Montco
2040 Implementation Grant**

**BOROUGH OF HATFIELD
COUNTY OF MONTGOMERY, COMMONWEALTH OF PENNSYLVANIA**

RESOLUTION # 2025-03

**A RESOLUTION AUTHORIZING THE SUBMISSION OF A GRANT APPLICATION
FOR THE 2025 ROUND OF THE MONTCO 2040 IMPLEMENTATION GRANT
PROGRAM**

WHEREAS, Montgomery County has established the Montco 2040 Implementation Grant Program as a competitive funding program to assist municipalities in implementing the goals of the county comprehensive plan, Montco 2040: A Shared Vision; and

WHEREAS, the County is accepting application for projects that advance specific goals under either of the county comprehensive plan's three themes: Connecting Communities, Sustainable Places, and a Vibrant Economy

WHEREAS, applications and projects must meet all stated requirements with the Montco 2040 Implementation Grant Program Guidebook; and

WHEREAS, Hatfield Borough, in partnership with Hatfield Township, wishes to obtain \$121,269 from the Montco 2040 Implementation Grant Program to provide funding for bike safety improvements; and

WHEREAS, Hatfield Borough will be responsible for a local match of 10% of the project cost within its municipality; and

NOW THEREFORE, BE IT RESOLVED and that the Council of the Borough of Hatfield, Montgomery County, Commonwealth of Pennsylvania authorizes the submission of a grant application seeking \$121,269 from the 2025 round of the Montco 2040 Implementation Grant program.

Adopted and approved by Borough Council at a duly advertised public meeting held this ____ Day of March, 2025 with ____ Council Members voting "Aye" and ____ Council Members voting "Nay."

ATTEST

BOROUGH OF HATFIELD

Jaime E. Snyder
Borough Manager/Secretary

Jason Ferguson
President Borough Council

TAKEN UNDER MY HANDS this 5th of March, 2025

Mary Anne Girard, Mayor

8. OLD BUSINESS:

9. ACTION ITEMS:

**A. Motion to Approve Resolution
2025-03 Authorizing Submission
of a Grant Application for the
2025 Round of the Montco 2040
Implementation Grant Program**

**10. MOTION to ADJOURN:
Executive Session: Personnel,
Litigation, Real Estate**